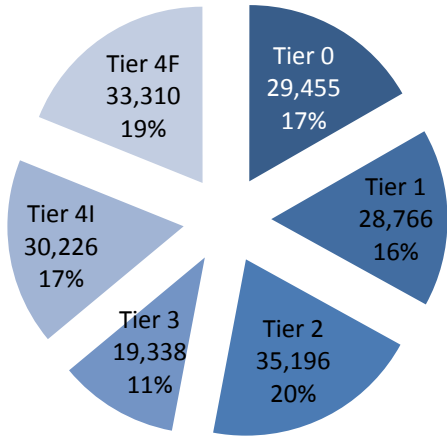


2017 UPDATE – IN-USE, OFF-ROAD CONSTRUCTION EQUIPMENT EMISSIONS TIERS

Statewide All Fleet Sizes (Pieces of Equipment) - 2017



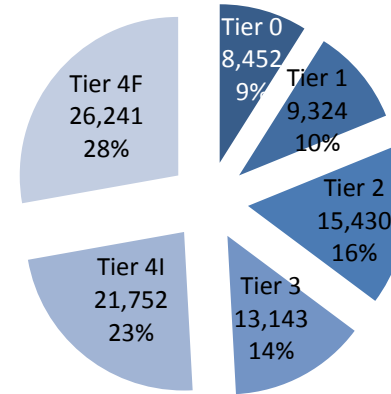
Notes:

Total Pieces of Equipment: 176,291

- First number shown in each pie is total pieces of equipment in that tier.

- Second number shown in each pie is the percent of total pieces of equipment in that tier.

Statewide Large Fleet Size (Pieces of Equipment) - 2017



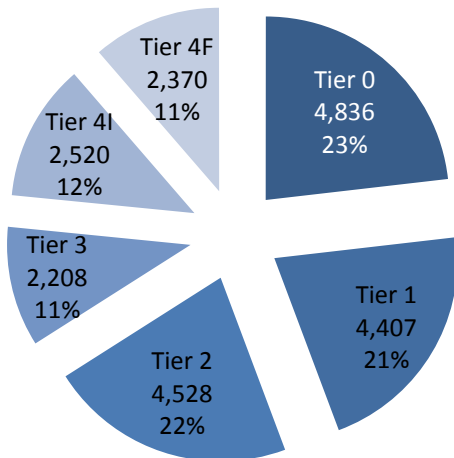
Notes:

Total Pieces of Equipment: 94,342

- First number shown in each pie is total pieces of equipment in that tier.

- Second number shown in each pie is the percent of total pieces of equipment in that tier.

Statewide Medium Fleet Size (Pieces of Equipment) - 2017



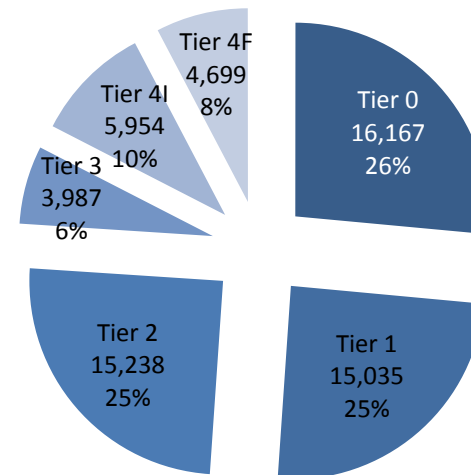
Notes:

Total Pieces of Equipment: 20,869

- First number shown in each pie is total pieces of equipment in that tier.

- Second number shown in each pie is the percent of total pieces of equipment in that tier.

Statewide Small Fleet Sizes (Pieces of Equipment) - 2017



Notes:

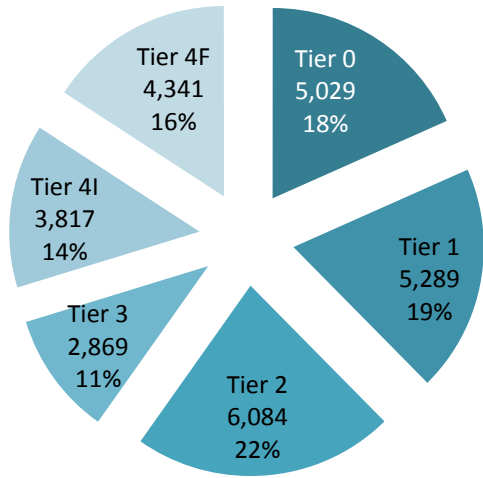
Total Pieces of Equipment: 61,080

- First number shown in each pie is total pieces of equipment in that tier.

- Second number shown in each pie is the percent of total pieces of equipment in that tier.

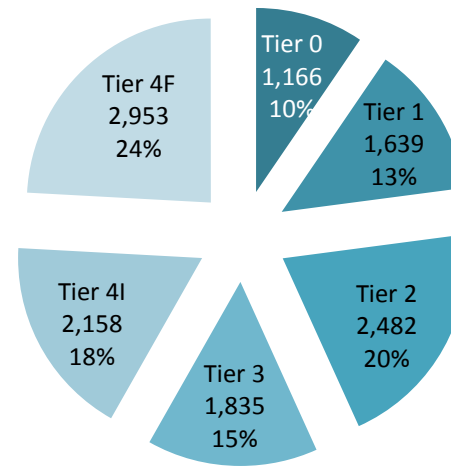
2017 UPDATE – IN-USE, OFF-ROAD CONSTRUCTION EQUIPMENT EMISSIONS TIERS

SFBAAB All Fleet Sizes (Pieces of Equipment) - 2017



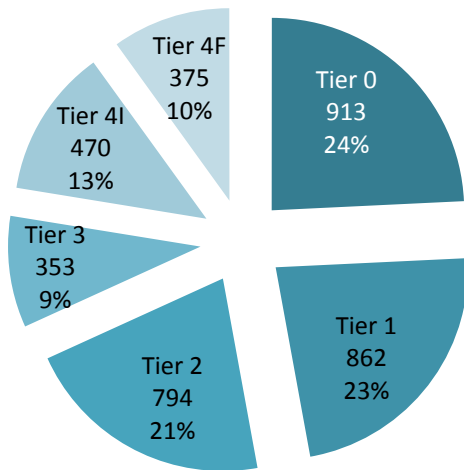
- Notes:
- Total Pieces of Equipment: 27,429
 - First number shown in each pie is total pieces of equipment for that tier.
 - Second number shown in each pie is the percent of total pieces of equipment in that tier.

SFBAAB Large Fleet Sizes (Pieces of Equipment) - 2017



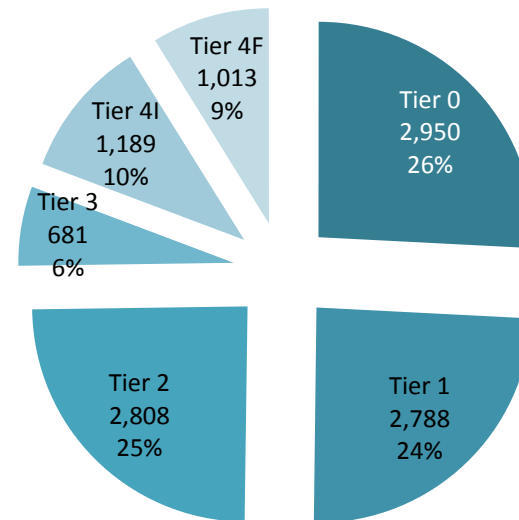
- Notes:
- Total Pieces of Equipment: 12,233
 - First number shown in each pie is total pieces of equipment for that tier.
 - Second number shown in each pie is the percent of total pieces of equipment in that tier.

SFBAAB Medium Fleet Sizes (Pieces of Equipment) - 2017



- Notes:
- Total Pieces of Equipment: 3,767
 - First number shown in each pie is total pieces of equipment for that tier.
 - Second number shown in each pie is the percent of total pieces of equipment in that tier.

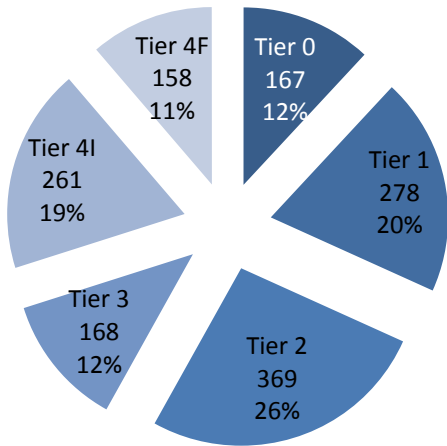
SFBAAB Small Fleet Sizes (Pieces of Equipment) - 2017



- Notes:
- Total Pieces of Equipment: 11,429
 - First number shown in each pie is total pieces of equipment for that tier.
 - Second number shown in each pie is the percent of total pieces of equipment in that tier.

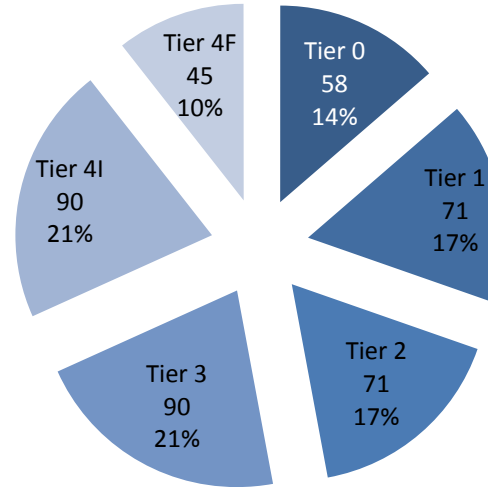
2017 UPDATE – IN-USE, OFF-ROAD CONSTRUCTION EQUIPMENT EMISSIONS TIERS

San Francisco All Fleet Sizes (Pieces of Equipment) - 2017



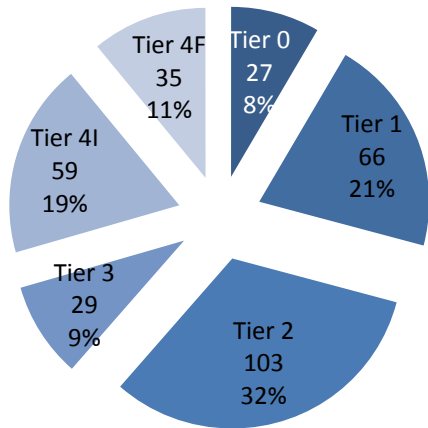
- Notes:
- Total Pieces of Equipment: 1,401
 - First number shown in each pie is total pieces of equipment in that tier.
 - Second number shown in each pie is the percent of total pieces of equipment in that tier.

San Francisco Large Fleet Sizes (Pieces of Equipment) - 2017



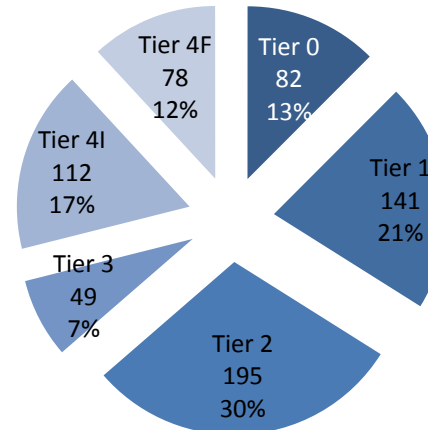
- Notes:
- Total Pieces of Equipment: 425
 - First number shown in each pie is total pieces of equipment in that tier.
 - Second number shown in each pie is the percent of total pieces of equipment in that tier.

San Francisco Medium Fleet Sizes (Pieces of Equipment) - 2017



- Notes:
- Total Pieces of Equipment: 319
 - First number shown in each pie is total pieces of equipment in that tier.
 - Second number shown in each pie is the percent of total pieces of equipment in that tier.

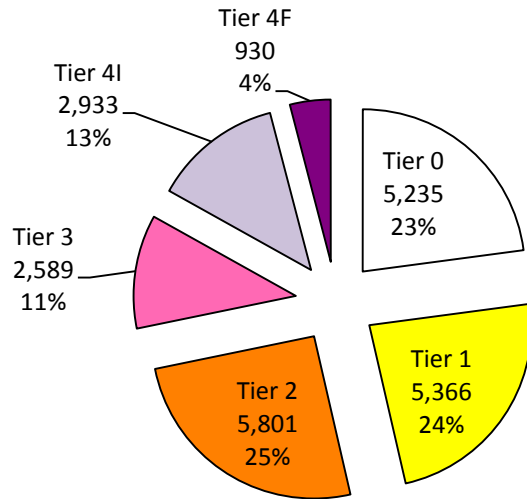
San Francisco Small Fleet Sizes (Pieces of Equipment) - 2017



- Notes:
- Total Pieces of Equipment: 657
 - First number shown in each pie is total pieces of equipment in that tier.
 - Second number shown in each pie is the percent of total pieces of equipment in that tier.

2014 – IN-USE, OFF-ROAD CONSTRUCTION EQUIPMENT EMISSIONS TIERS

SFBAAB All Fleet Sizes (Pieces of Equipment)

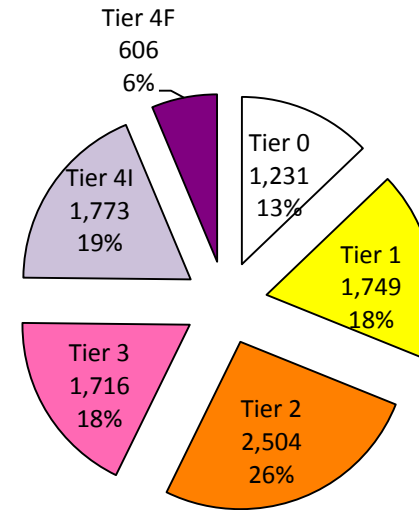


Notes: Total Pieces of Equipment - 21,868

-First number shown in each pie is total pieces of equipment in that tier.

-Second number shown in each pie is the percent of total pieces of equipment in that tier.

SFBAAB Large Fleet Size (Pieces of Equipment)

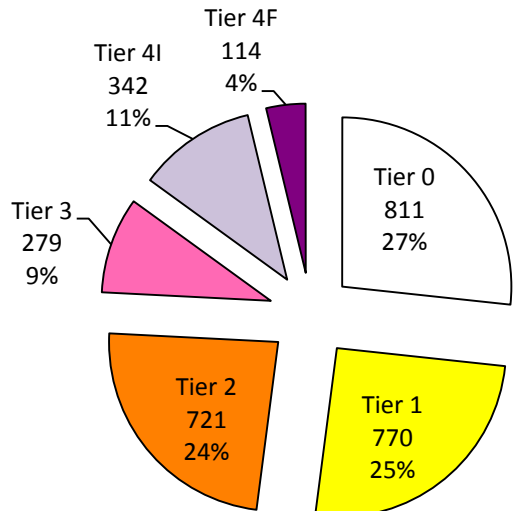


Notes: Total Pieces of Equipment - 9,468

-First number shown in each pie is total pieces of equipment in that tier.

-Second number shown in each pie is the percent of total pieces of equipment in that tier.

SFBAAB Medium Fleet Size (Pieces of Equipment)

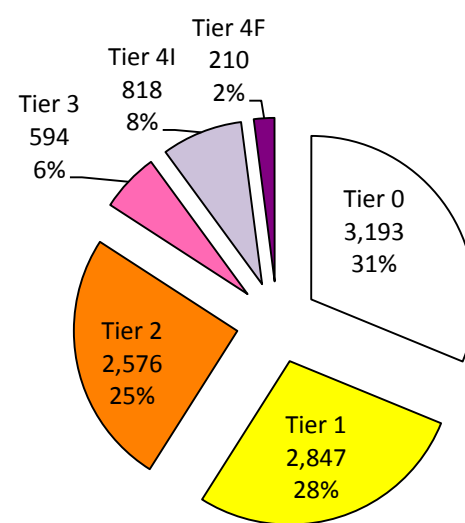


Notes: Total Pieces of Equipment - 2,827

-First number shown in each pie is total pieces of equipment in that tier.

-Second number shown in each pie is the percent of total pieces of equipment in that tier.

SFBAAB Small Fleet Size (Pieces of Equipment)

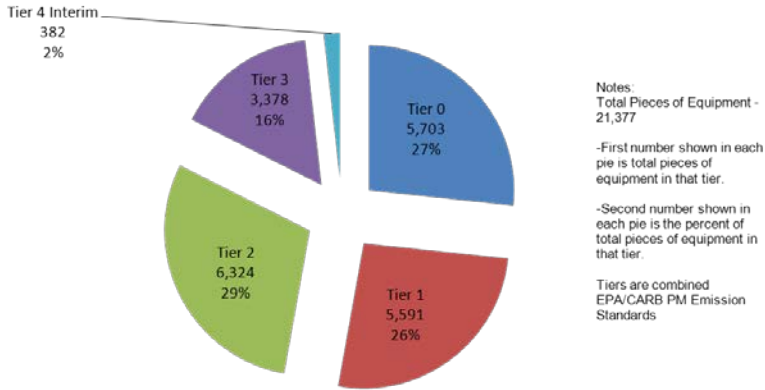


Notes: Total Pieces of Equipment - 9,573

-First number shown in each pie is total pieces of equipment in that tier.

-Second number shown in each pie is the percent of total pieces of equipment in that tier.

SFBAAB All Fleet Sizes (Pieces of Equipment) - 2010



Notes:
Total Pieces of Equipment - 21,377

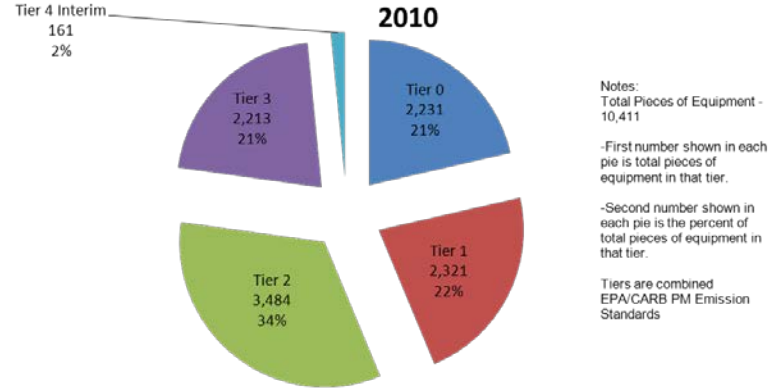
-First number shown in each pie is total pieces of equipment in that tier.

-Second number shown in each pie is the percent of total pieces of equipment in that tier.

Tiers are combined EPA/CARB PM Emission Standards

Source: California Air Resources Board, "In-Use Off-Road Equipment, 2011 Inventory Model." Query accessed online, April 2, 2012. http://www.arb.ca.gov/msei/categories.htm#inuse_or_category

SFBAAB Large Fleet Size (Pieces of Equipment) - 2010



Notes:
Total Pieces of Equipment - 10,411

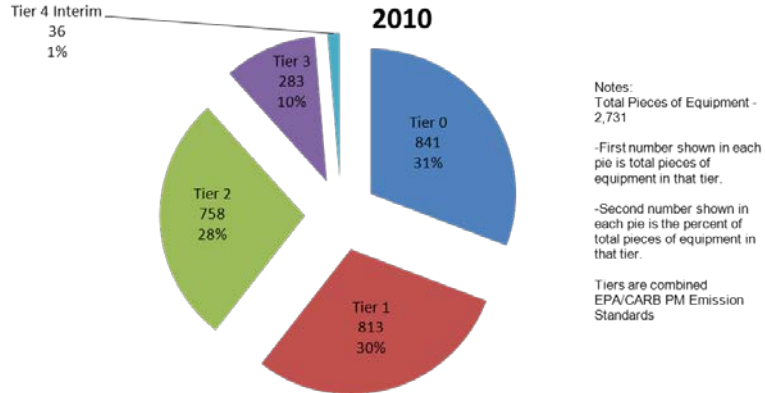
-First number shown in each pie is total pieces of equipment in that tier.

-Second number shown in each pie is the percent of total pieces of equipment in that tier.

Tiers are combined EPA/CARB PM Emission Standards

Source: California Air Resources Board, "In-Use Off-Road Equipment, 2011 Inventory Model." Query accessed online, April 2, 2012. http://www.arb.ca.gov/msei/categories.htm#inuse_or_category

SFBAAB Medium Fleet Size (Pieces of Equipment) - 2010



Notes:
Total Pieces of Equipment - 2,731

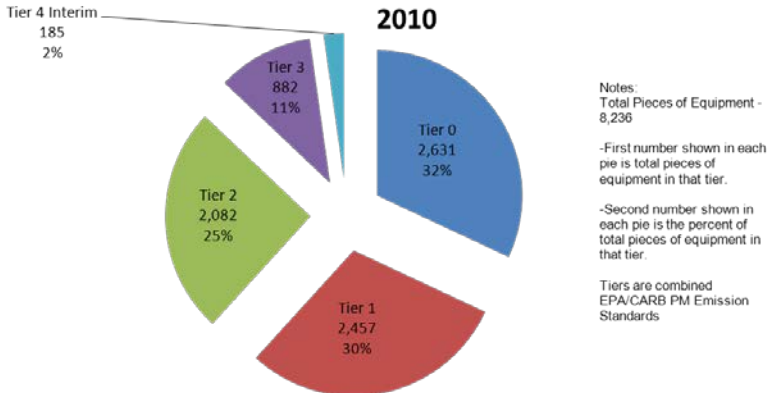
-First number shown in each pie is total pieces of equipment in that tier.

-Second number shown in each pie is the percent of total pieces of equipment in that tier.

Tiers are combined EPA/CARB PM Emission Standards

Source: California Air Resources Board, "In-Use Off-Road Equipment, 2011 Inventory Model." Query accessed online, April 2, 2012. http://www.arb.ca.gov/msei/categories.htm#inuse_or_category

SFBAAB Small Fleet Size (Pieces of Equipment) - 2010



Notes:
Total Pieces of Equipment - 8,236

-First number shown in each pie is total pieces of equipment in that tier.

-Second number shown in each pie is the percent of total pieces of equipment in that tier.

Tiers are combined EPA/CARB PM Emission Standards

Source: California Air Resources Board, "In-Use Off-Road Equipment, 2011 Inventory Model." Query accessed online, April 2, 2012. http://www.arb.ca.gov/msei/categories.htm#inuse_or_category